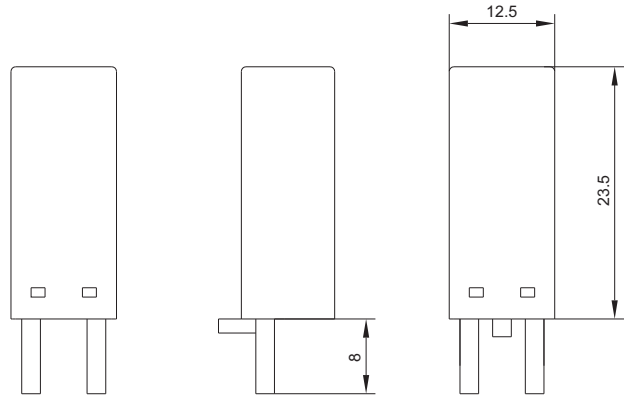


# HFAA to HFHU

# PLUG-IN MODULES



## OUTLINE DIMENSIONS



## SPECIFICATIONS FOR MODULES

Ordering Code <sup>1)</sup>	Circuit Diagram	Voltage	Components	Functions
HFAA		6VDC to 220VDC	Diode	<ul style="list-style-type: none"> <li>● With diode to protect the coil and to eliminate the converse current</li> </ul>
HFAB		6VDC to 220VDC	Diode	<ul style="list-style-type: none"> <li>● With diode to protect the coil and to eliminate the converse current</li> </ul>
HFBC (R) HFBC (G)		6VDC to 24VDC	Diode LED Resistor	<ul style="list-style-type: none"> <li>● With diode to protect the coil and to eliminate the converse current</li> <li>● With LED to show the coil in voltage</li> </ul>
HFBD (R) HFBD (G)		24VDC to 60VDC	Diode LED Resistor	<ul style="list-style-type: none"> <li>● With diode to protect the coil and to eliminate the converse current</li> <li>● With LED to show the coil in voltage</li> </ul>
HFBE (R) HFBE (G)		110VDC	Diode LED Resistor	<ul style="list-style-type: none"> <li>● With diode to protect the coil and to eliminate the converse current</li> <li>● With LED to show the coil in voltage</li> </ul>

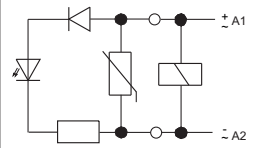
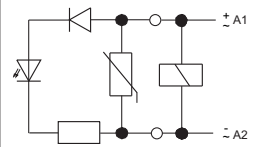
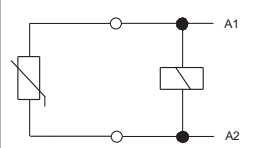
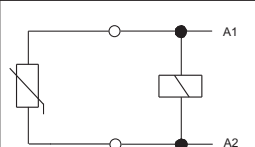
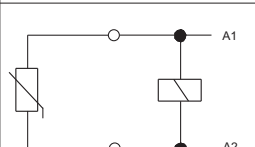
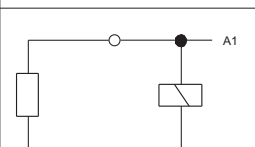


HONGFA RELAY

ISO9001, ISO/TS16949, ISO14001, OHSAS18001, IECQ QC 080000 CERTIFIED

2016 Rev. 1.00

Ordering Code <sup>1)</sup>	Circuit Diagram	Voltage	Components	Functions
HFCE (R) HFCE (G)		6VDC to 24VDC	Diode LED Resistor	<ul style="list-style-type: none"> <li>● With diode to protect the coil and to eliminate the converse current</li> <li>● With LED to show the coil in voltage</li> </ul>
HFCG (R) HFCG (G)		24VDC to 60VDC	Diode LED Resistor	<ul style="list-style-type: none"> <li>● With diode to protect the coil and to eliminate the converse current</li> <li>● With LED to show the coil in voltage</li> </ul>
HFCH (R) HFCH (G)		110VDC	Diode LED Resistor	<ul style="list-style-type: none"> <li>● With diode to protect the coil and to eliminate the converse current</li> <li>● With LED to show the coil in voltage</li> </ul>
HFDE		6V to 24V AC / DC	Capacitor Resistor	<ul style="list-style-type: none"> <li>● With RC to protect the coil and to absorb instant starting surge current</li> </ul>
HFDE		24V to 60V AC / DC	Capacitor Resistor	<ul style="list-style-type: none"> <li>● With RC to protect the coil and to absorb instant starting surge current</li> </ul>
HFDE		110V to 230V AC / DC	Capacitor Resistor	<ul style="list-style-type: none"> <li>● With RC to protect the coil and to absorb instant starting surge current</li> </ul>
HFEE (R) HFEE (G)		6V to 24V AC / DC	Diode LED Resistor	<ul style="list-style-type: none"> <li>● With diode to protect the coil and to eliminate the converse current</li> <li>● With LED to show the coil in voltage</li> </ul>
HFEE (R) HFEE (G)		24V to 60V AC / DC	Diode LED Resistor	<ul style="list-style-type: none"> <li>● With diode to protect the coil and to eliminate the converse current</li> <li>● With LED to show the coil in voltage</li> </ul>
HFEE (R) HFEE (G)		110VAC to 230VAC 110VDC	Diode LED Resistor	<ul style="list-style-type: none"> <li>● With diode to protect the coil and to eliminate the converse current</li> <li>● With LED to show the coil in voltage</li> </ul>
HFEE (R) HFEE (G)		6V to 24V AC / DC	Diode LED Resistor Varistor	<ul style="list-style-type: none"> <li>● With diode to protect the coil and to eliminate the converse current</li> <li>● With LED to show the coil in voltage</li> <li>● With varistor in parallel connection to absorb instant starting surge current</li> </ul>

Ordering Code <sup>1)</sup>	Circuit Diagram	Voltage	Components	Functions
HFFP (R) HFFP (G)		24V to 60V AC / DC	Diode LED Resistor Varistor	<ul style="list-style-type: none"> <li>● With diode to protect the coil and to eliminate the converse current</li> <li>● With LED to show the coil in voltage</li> <li>● With varistor in parallel connection to absorb instant starting surge current</li> </ul>
HFFQ (R) HFFQ (G)		110VAC to 230VAC 110VDC	Diode LED Resistor Varistor	<ul style="list-style-type: none"> <li>● With diode to protect the coil and to eliminate the converse current</li> <li>● With LED to show the coil in voltage</li> <li>● With varistor in parallel connection to absorb instant starting surge current</li> </ul>
HFGR		24VAC	Varistor	<ul style="list-style-type: none"> <li>● With varistor in parallel connection to absorb instant starting surge current</li> </ul>
HFGS		115VAC	Varistor	<ul style="list-style-type: none"> <li>● With varistor in parallel connection to absorb instant starting surge current</li> </ul>
HFGT		230VAC	Varistor	<ul style="list-style-type: none"> <li>● With varistor in parallel connection to absorb instant starting surge current</li> </ul>
HFHU		110VAC to 230VAC	Resistor	<ul style="list-style-type: none"> <li>● With resistor to protect the coil and to spread around current</li> </ul>

**Notes:** 1) When there is LED in the module, please indicate (R) or (G) to show the color of the light, for example HFBC(R) or HFBC (G). (R) means red light while (G) means green light.

#### Disclaimer

The specification is for reference only. See to "Terminology and Guidelines" for more information. Specifications subject to change without notice. We could not evaluate all the performance and all the parameters for every possible application. Thus the user should be in a right position to choose the suitable product for their own application. If there is any query, please contact Hongfa for the technical service. However, it is the user's responsibility to determine which product should be used only.