


18FF Sockets

RELAY SOCKETS



CE

C US

File No.: E253370

Features

- The dielectric strength can reach 2000VAC and the insulation resistance is 1000MΩ
- Three mounting types are available: PCB mounting screw mounting and DIN rail mounting.
- With finger protection device
- Many kinds of plug-in modules are available with the function of energizing indication and wiring protection.
- Components available: retainer, marker and plug-in module
- Applicable relay types: HF18FF/HF18FH
- Environmental friendly product (RoHS compliant)

ORDERING INFORMATION


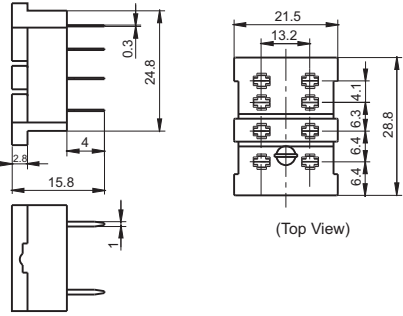
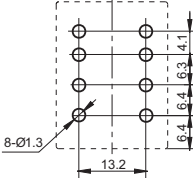

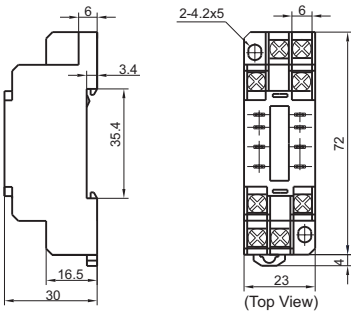
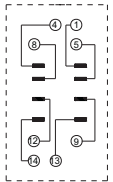
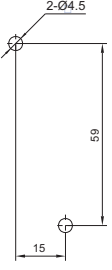

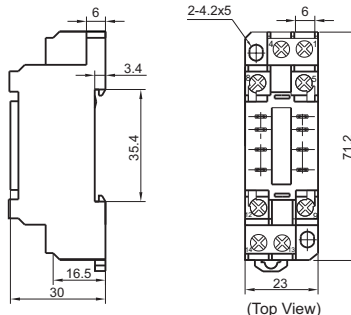
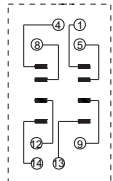
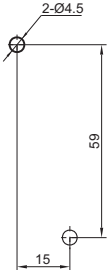

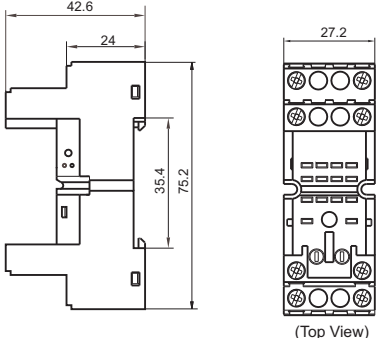
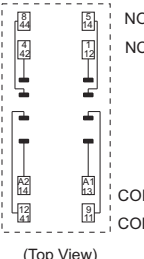
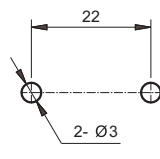
	18FF	-1Z	-C1
Type			
Contact arrangement	1Z: 1 Form C 2Z: 2 Form C 3Z: 3 Form C 4Z: 4 Form C		
Termination & mounting	A2: PCB terminal, PCB or Screw mounting C1/C6: Screw terminal, DIN rail or Screw mounting, Without finger protection device C2/C4/C5/C7/C8: Screwless terminal, DIN rail mounting, With finger protection device		

CHARACTERISTICS

Type	Nominal Voltage	Nominal Current	Ambient Temperature	Dielectric Strength min.	Max wire size		Wire Strip Length	Screw Torque
					mm ²	AWG		
18FF-2Z-A2	250VAC	7A	-40 °C to 70°C	2000VAC	---	---	---	---
18FF-2Z-C1	250VAC	7A	-40 °C to 70°C	2000VAC	2 x1.5	2 x16	7mm	0.8N · m
18FF-2Z-C2	250VAC	7A	-40 °C to 70°C	2000VAC	2 x1.5	2 x16	7mm	0.8N · m
18FF-2Z-C4	250VAC	7A	-40 °C to 70°C	2000VAC	1 x4 / 2 x2.5	1 x12 / 2 x14	7mm	0.6N · m
18FF-2Z-C5	250VAC	7A	-40 °C to 70°C	2000VAC	1 x4 / 2 x2.5	1 x12 / 2 x14	7mm	0.6N · m
18FF-2Z-C6	250VAC	7A	-40 °C to 70°C	2000VAC	2 x1.5	2 x16	7mm	0.6N · m
18FF-2Z-C7	250VAC	7A	-40 °C to 70°C	2000VAC	2 x1.5	2 x16	7mm	0.6N · m
18FF-2Z-C8	250VAC	7A	-40 °C to 70°C	2000VAC	2 x1.5	2 x16	7mm	0.6N · m
18FF-3Z-C1	250VAC	7A	-40 °C to 70°C	2000VAC	2 x1.5	2 x16	7mm	0.8N · m
18FF-3Z-C4	250VAC	7A	-40 °C to 70°C	2000VAC	1 x4 / 2 x2.5	1 x12 / 2 x14	7mm	0.6N · m
18FF-3Z-C5	250VAC	7A	-40 °C to 70°C	2000VAC	1 x4 / 2 x2.5	1 x12 / 2 x14	7mm	0.6N · m
18FF-4Z-A2	250VAC	7A	-40 °C to 70°C	2000VAC	---	---	---	---
18FF-4Z-C1	250VAC	7A	-40 °C to 70°C	2000VAC	2 x1.5	2 x16	7mm	0.8N · m
18FF-4Z-C2	250VAC	7A	-40 °C to 70°C	2000VAC	2 x1.5	2 x16	7mm	0.8N · m
18FF-4Z-C4	250VAC	7A	-40 °C to 70°C	2000VAC	1 x4 / 2 x2.5	1 x12 / 2 x14	7mm	0.6N · m
18FF-4Z-C5	250VAC	7A	-40 °C to 70°C	2000VAC	1 x4 / 2 x2.5	1 x12 / 2 x14	7mm	0.6N · m
18FF-4Z-C6	250VAC	7A	-40 °C to 70°C	2000VAC	2 x1.5	2 x16	7mm	0.6N · m
18FF-4Z-C7	250VAC	7A	-40 °C to 70°C	2000VAC	2 x1.5	2 x16	7mm	0.6N · m
18FF-4Z-C8	250VAC	7A	-40 °C to 70°C	2000VAC	2 x1.5	2 x16	7mm	0.6N · m


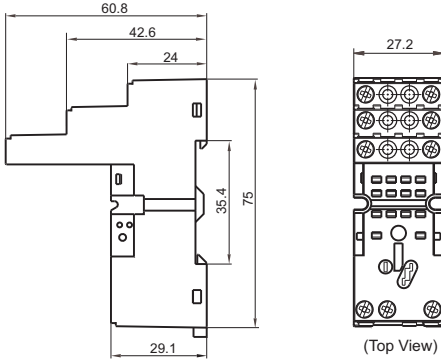
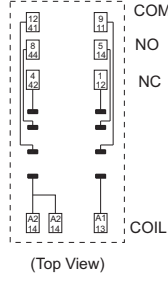
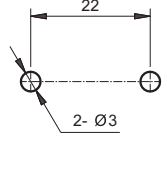

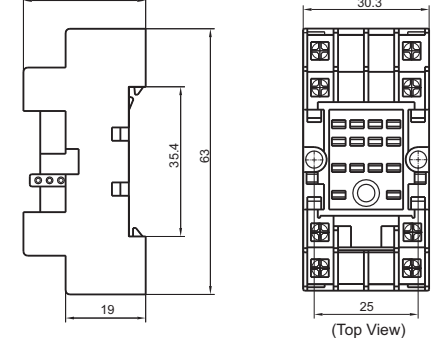
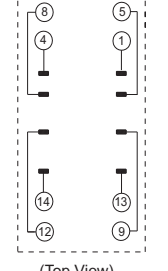
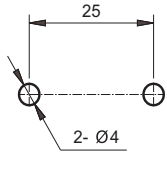

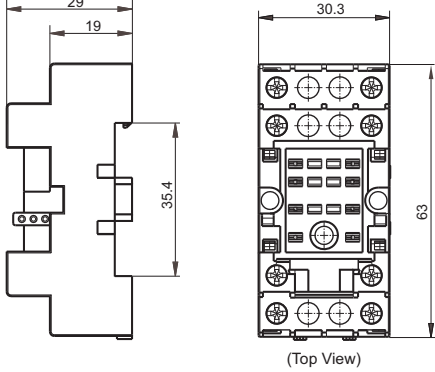
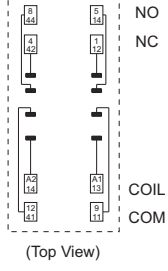
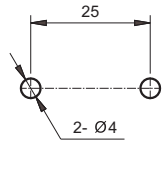

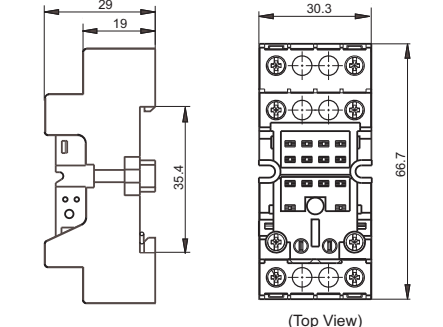
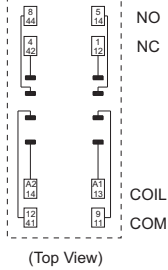
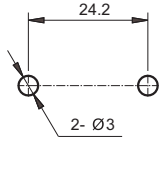
OUTLINE DIMENSIONS, WIRING DIAGRAM AND PC BOARD LAYOUT

Unit: mm

Socket	Outline Dimensions	Wiring Diagram	PCB Layout	Accessory Available
<p>18FF-2Z-A2</p>  <p>PCB Terminal, PCB mounting Applicable for 2 poles</p>	 <p>(Top View)</p>			<p>*metallic retainer 18FF-H1</p>
<p>18FF-2Z-C1</p>  <p>Screw Terminal, DIN rail or Screw mounting, Without finger protection device Applicable for 2 poles</p>	 <p>(Top View)</p>	 <p>(Top View)</p>		<p>*metallic retainer 18FF-H2 (be used in sets)</p>
<p>18FF-2Z-C2</p>  <p>Screw Terminal, DIN rail or Screw mounting, With finger protection device Applicable for 2 poles</p>	 <p>(Top View)</p>	 <p>(Top View)</p>		<p>*metallic retainer 18FF-H2 (be used in sets)</p>
<p>18FF-2Z-C4</p>  <p>Screw Terminal, DIN rail or Screw mounting, With finger protection device Applicable for 2 poles</p>	 <p>(Top View)</p>	 <p>(Top View)</p>		<p>*plastic retainer 18FF-H4</p> <p>*metallic retainer 18FF-H5</p> <p>*plug-in module HFAA to HFHU</p> <p>marker 18FF-M1</p>


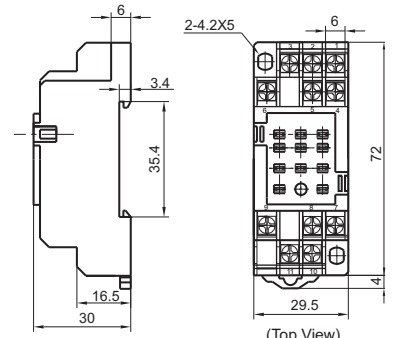
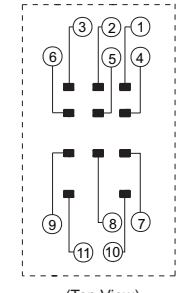
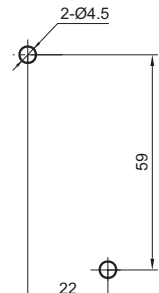

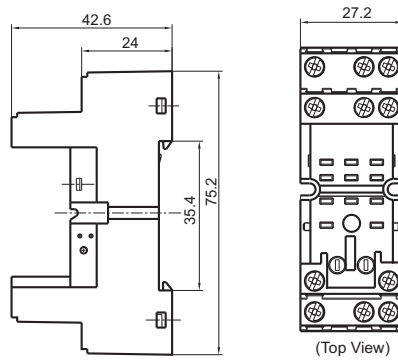
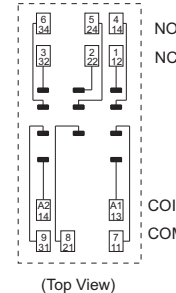
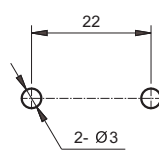

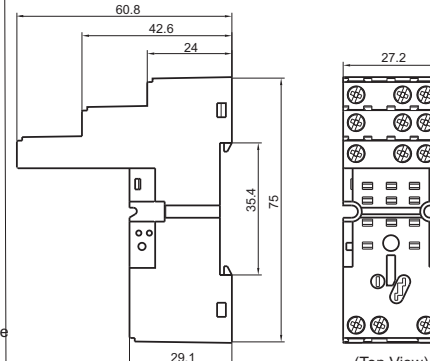
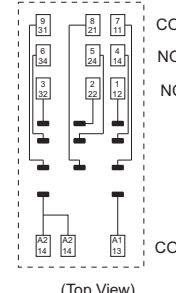
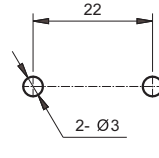

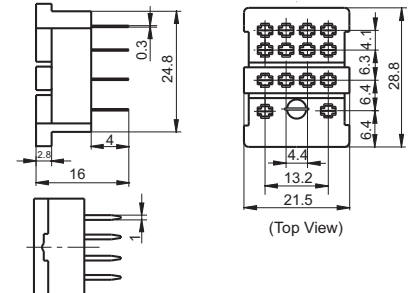
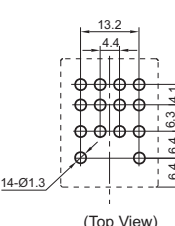
OUTLINE DIMENSIONS, WIRING DIAGRAM AND PC BOARD LAYOUT

Unit: mm

Socket	Outline Dimensions	Wiring Diagram	PCB Layout	Accessory Available
<p>18FF-2Z-C5</p>  <p>Screw Terminal, DIN rail or Screw mounting, With finger protection device Applicable for 2 poles</p>	 <p>(Top View)</p>	 <p>(Top View)</p>		<p>*plastic retainer 18FF-H4</p> <p>*metallic retainer 18FF-H5</p> <p>*plug-in module HFAA to HFHU</p> <p>marker 18FF-M1</p>
<p>18FF-2Z-C6</p>  <p>Screw Terminal, DIN rail or Screw mounting, Applicable for 2 poles</p>	 <p>(Top View)</p>	 <p>(Top View)</p>		<p>*metallic retainer 18FF-H6 (be used in sets)</p> <p>marker 18FF-M2</p>
<p>18FF-2Z-C7</p>  <p>Screw Terminal, DIN rail or Screw mounting, With finger protection device Applicable for 2 poles</p>	 <p>(Top View)</p>	 <p>(Top View)</p>		<p>*metallic retainer 18FF-H5</p> <p>marker 18FF-M2</p>
<p>18FF-2Z-C8</p>  <p>Screw Terminal, DIN rail or Screw mounting, With finger protection device Applicable for 2 poles</p>	 <p>(Top View)</p>	 <p>(Top View)</p>		<p>*metallic retainer 18FF-H5</p> <p>*plastic retainer 18FF-H4</p> <p>*plug-in module HFAA to HFHU</p> <p>marker 18FF-M3</p>


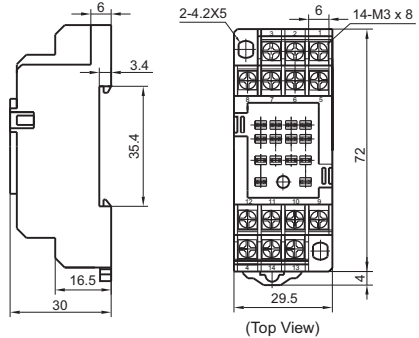
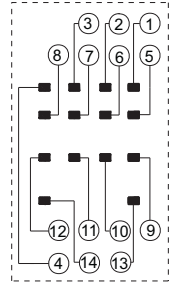
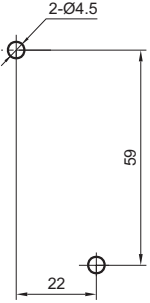

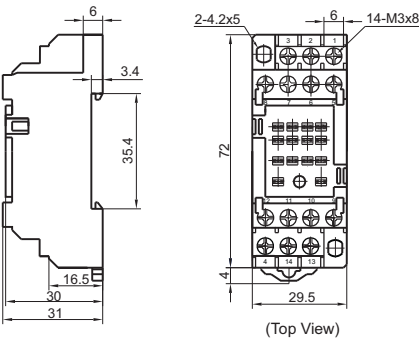
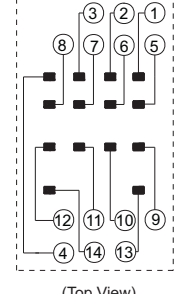
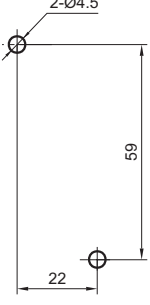

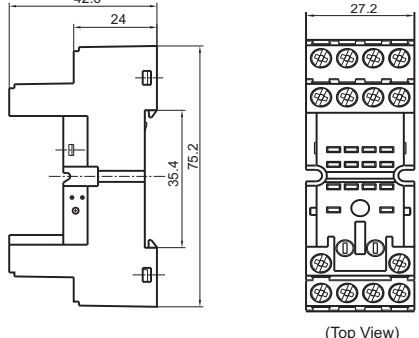
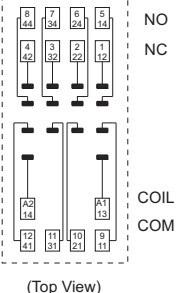
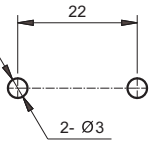

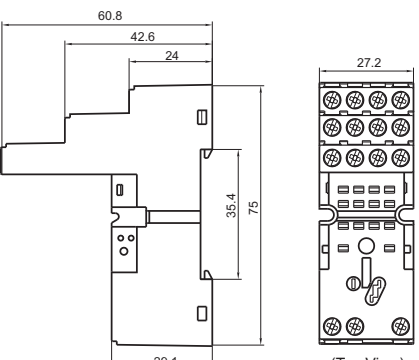
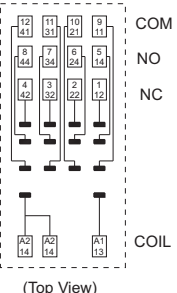
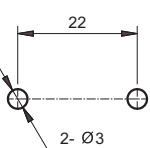
OUTLINE DIMENSIONS, WIRING DIAGRAM AND PC BOARD LAYOUT

Unit: mm

Socket	Outline Dimensions	Wiring Diagram	PCB Layout	Accessory Available
<p>18FF-3Z-C1</p>  <p>Screw Terminal, DIN rail or Screw mounting, Without finger protection device Applicable for 3 poles</p>	 <p>(Top View)</p>	 <p>(Top View)</p>		<p>*metallic retainer 18FF-H2 (be used in sets)</p>
<p>18FF-3Z-C4</p>  <p>Screw Terminal, DIN rail or Screw mounting, With finger protection device Applicable for 3 poles</p>	 <p>(Top View)</p>	 <p>(Top View)</p>		<p>*plastic retainer 18FF-H4</p> <p>*metallic retainer 18FF-H5</p> <p>*plug-in module HFAA to HFHU</p> <p>marker 18FF-M1</p>
<p>18FF-3Z-C5</p>  <p>Screw Terminal, DIN rail or Screw mounting, With finger protection device Applicable for 3 poles</p>	 <p>(Top View)</p>	 <p>(Top View)</p>		<p>*plastic retainer 18FF-H4</p> <p>*metallic retainer 18FF-H5</p> <p>*plug-in module HFAA to HFHU</p> <p>marker 18FF-M1</p>
<p>18FF-4Z-A2</p>  <p>PCB Terminal, PCB mounting Applicable for 4 poles</p>	 <p>(Top View)</p>		 <p>(Top View)</p>	<p>*metallic retainer 18FF-H1</p>


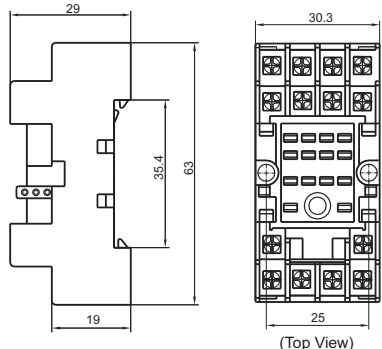
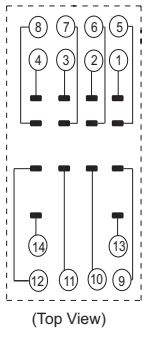
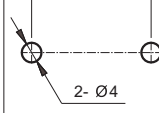

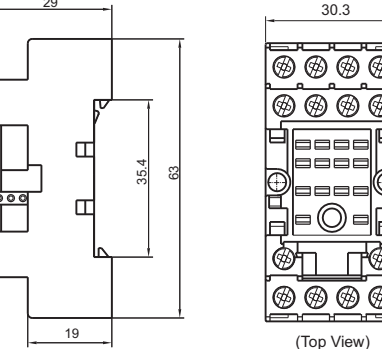
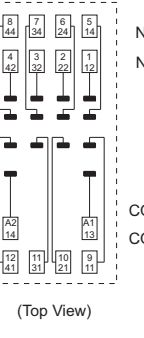
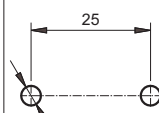

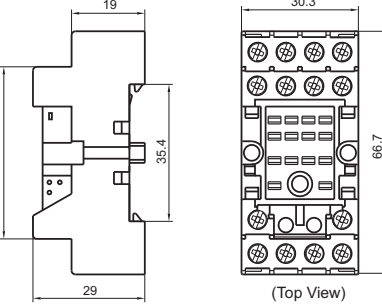
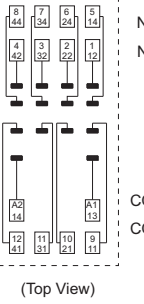
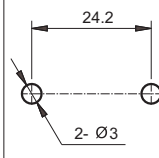
OUTLINE DIMENSIONS, WIRING DIAGRAM AND PC BOARD LAYOUT

Unit: mm

Socket	Outline Dimensions	Wiring Diagram	PCB Layout	Accessory Available
<p>18FF-4Z-C1</p>  <p>Screw Terminal, DIN rail or Screw mounting, Without finger protection device Applicable for 4 poles</p>	 <p>(Top View)</p>	 <p>(Top View)</p>		<p>*metallic retainer 18FF-H2 (be used in sets)</p>
<p>18FF-4Z-C2</p>  <p>Screw Terminal, DIN rail or Screw mounting, With finger protection device Applicable for 4 poles</p>	 <p>(Top View)</p>	 <p>(Top View)</p>		<p>*metallic retainer 18FF-H2 (be used in sets)</p>
<p>18FF-4Z-C4</p>  <p>Screw Terminal, DIN rail or Screw mounting, With finger protection device Applicable for 4 poles</p>	 <p>(Top View)</p>	 <p>(Top View)</p>		<p>*plastic retainer 18FF-H4</p> <p>*metallic retainer 18FF-H5</p> <p>*plug-in module HFAA to HFHU</p> <p>marker 18FF-M1</p>
<p>18FF-4Z-C5</p>  <p>Screw Terminal, DIN rail or Screw mounting, With finger protection device Applicable for 4 poles</p>	 <p>(Top View)</p>	 <p>(Top View)</p>		<p>*plastic retainer 18FF-H4</p> <p>*metallic retainer 18FF-H5</p> <p>*plug-in module HFAA to HFHU</p> <p>marker 18FF-M1</p>

OUTLINE DIMENSIONS, WIRING DIAGRAM AND PC BOARD LAYOUT

Unit: mm

Socket	Outline Dimensions	Wiring Diagram	PCB Layout	Accessory Available
<p>18FF-4Z-C6</p>  <p>Screw Terminal, DIN rail or Screw mounting, Applicable for 4 poles</p>	 <p style="text-align: center;">(Top View)</p>	 <p style="text-align: center;">(Top View)</p>		<p>*metallic retainer 18FF-H6 (be used in sets)</p> <p>marker 18FF-M2</p>
<p>18FF-4Z-C7</p>  <p>Screw Terminal, DIN rail or Screw mounting, With finger protection device Applicable for 4 poles</p>	 <p style="text-align: center;">(Top View)</p>	 <p style="text-align: center;">(Top View)</p>		<p>*metallic retainer 18FF-H5</p> <p>marker 18FF-M2</p>
<p>18FF-4Z-C8</p>  <p>Screw Terminal, DIN rail or Screw mounting, With finger protection device Applicable for 4 poles</p>	 <p style="text-align: center;">(Top View)</p>	 <p style="text-align: center;">(Top View)</p>		<p>*metallic retainer 18FF-H5</p> <p>*plastic retainer 18FF-H4</p> <p>*plug-in module HFAA to HFHU</p> <p>marker 18FF-M3</p>

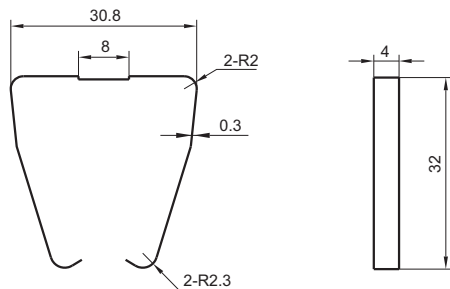
Notes: * If need accessry,please order with type.

DIMENSION OF RELATED ACCESSORY (AVAILABLE)

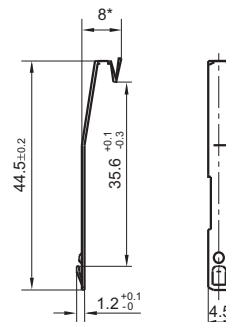
Unit: mm

Retainer

18FF-H1 (metallic retainer)



18FF-H2 (metallic retainer)

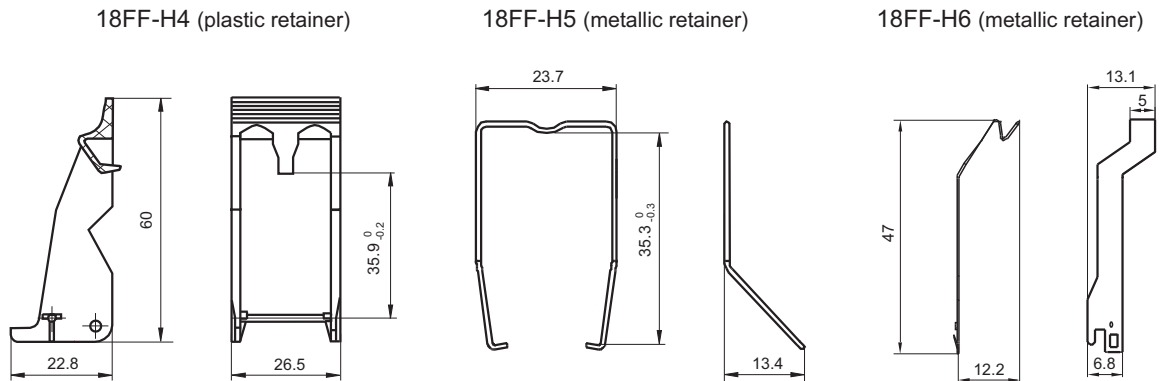


Remark: 18FF-H2 retainer has to be used in sets,
please pay special attention while placing the order.

DIMENSION OF RELATED ACCESSORY (AVAILABLE)

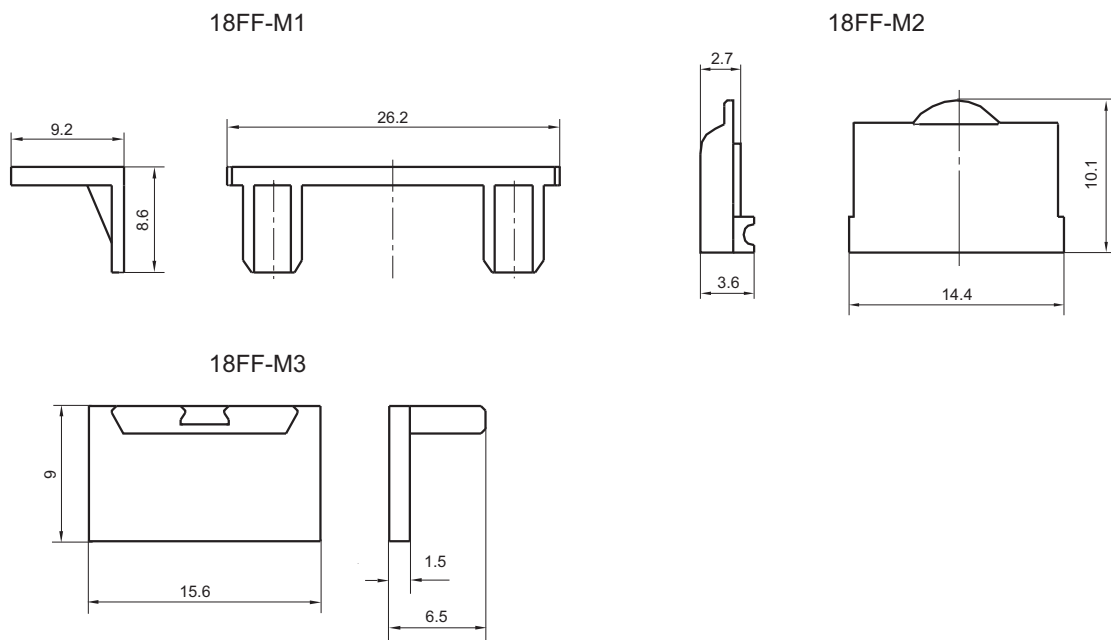
Unit: mm

Retainer



Remark: 18FF-H6 retainer has to be used in sets, please pay special attention while placing the order.

Marker



Things to be noticed when selecting sockets:

1. Please choose suitable relay socket according to the actual mounting environment, relay contact poles and terminal layout. If there is any query on selection, please contact Hongfa for the technical service.
2. Socket which can be mounted with markers is furnished with a marker; If need markers ,please order with type.

Disclaimer

This datasheet is for the customers' reference. All the specifications are subject to change without notice. We could not evaluate all the performance and all the parameters for every possible application. Thus the user should be in a right position to choose the suitable product for their own application. If there is any query, please contact Hongfa for the technical service. However, it is the user's responsibility to determine which product should be used only.

© Xiamen Hongfa Electroacoustic Co., Ltd. All rights of Hongfa are reserved.